

Weekly Trucking Insight

AUG 17, 2022

Women in Transportation on the Rise



TALENT INTELLIGENCE

Overview

Job Board Searches and Clicks

- Last week, search activity rose by 3%, and click activity increased by 21%.

Spot Freight Market

- Overall average spot rates (including fuel) decreased by 5 cents from the previous week.
- Total load postings fell by 9%.
- Overall truck availability increased by 3%.

Story of the Week

More women are entering the transportation workforce, in both the board room and the driver's seat.

- Women now make up 27% of all transportation and warehousing employees.
- 34% of C-suite executives in transportation companies are women.
- 31% of individuals serving on boards of directors are women.

More details on page 6.

Numbers at a Glance

SPOT RATES (INCLUDING FUEL)

WoW: ▼ Down 5¢ per mile

SPOT RATES BY SEGMENT (INCLUDING FUEL)

WoW: Dry Van ▼ Down 4¢ per mile

WoW: Refrigerated ▼ Down 2.5¢ per mile

WoW: Flatbed ▼ Down 8¢ per mile

LOAD POSTING VOLUME

WoW: ▼ Down 9%

LOAD VOLUME BY SEGMENT

WoW: Dry Van ▼ Down 12%

WoW: Refrigerated ▼ Down 5%

WoW: Flatbed ▼ Down 9%

TRUCK AVAILABILITY

WoW: ▲ Up 3%

TRUCK DRIVER SEARCHES

WoW: ▲ Up 3%

MoM: ▼ Down 12%

YoY: ▼ Down 46%

CLICKS ON TRUCK DRIVER POSTINGS

WoW: ▲ Up 21%

MoM: ▲ Up 11%

YoY: ▲ Up 41%

This Week in Job Board Searches & Clicks

Searches and Clicks on Job Aggregator Partner Network¹

TRUCK DRIVER SEARCHES

vs. 1 Week Ago:

▲ Up 3%

vs. 1 Month Ago:

▼ Down 12%

vs. 1 Year Ago:

▼ Down 46%

CLICKS ON TRUCK DRIVER POSTINGS

vs. 1 Week Ago:

▲ Up 21%

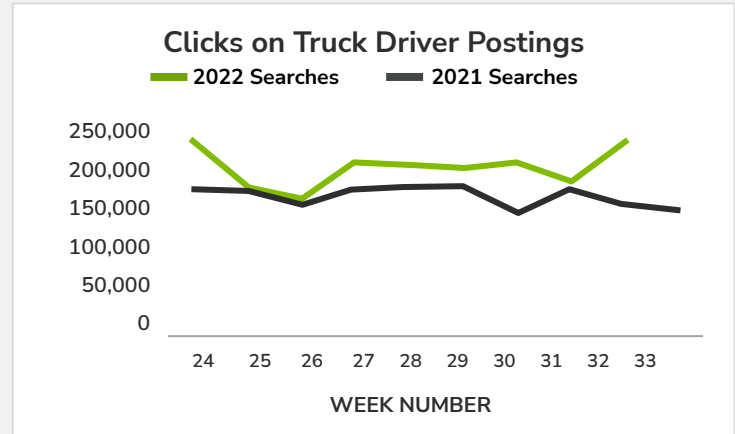
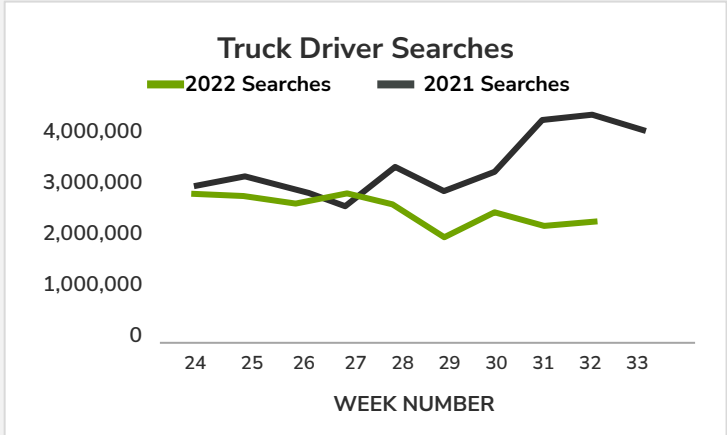
vs. 1 Month Ago:

▲ Up 11%

vs. 1 Year Ago:

▲ Up 41%

¹ Job board data is aggregated from many partners.



This Week in Spot Freight

Spot rates and volume fall in all segments in the latest week.²

Overall spot rates (including fuel) decreased by 5 cents from the previous week.

Dry Van: -4¢ WoW | Refrigerated -2.5¢ WoW | Flatbed -8¢ WoW

- Flatbed rates have fallen 57 cents over the past six weeks.
- Excluding fuel surcharges, overall spot rates are down nearly 20% year over year.

Total load postings fell by 9% from the previous week.

Dry Van -12% WoW | Refrigerated -5% WoW | Flatbed -9% WoW

- Weekly load postings fell below the comparable five-year average level for the first time since late June 2020.
- Load postings were down in all regions.

Overall truck availability increased by 3% from the previous week.

- Once again, the overall load-to-truck ratio fell to its lowest level since June 2020.



WoW Spot Freight

Spot Rates Including Fuel Charges

▼ 5¢ WoW

Total Load Postings

▼ 9% WoW

Overall Truck Availability

▲ 3% WoW

² Data is taken from FTR via Truckstop. To read the full weekly report, [click here](#).

Story of the Week

Female employment in transportation is on the rise.³

More women are entering the transportation workforce, in both the board room and the driver's seat.

- The number of women in transportation and warehousing jobs has increased by more than 12% in the past year.
 - ◆ Women now make up 27.2% of all transportation and warehousing employees.
 - ◆ The pandemic has caused many women to seek out jobs in transportation.
 - The service industry—hospitality, restaurants, convention centers, etc.—struggled to provide consistent employment during the pandemic, leading many women who worked in that sector to seek out jobs in transportation.
 - Many women are becoming drivers after leaving medical careers because they are burned out and want to get away from the stress.

- Women are making up a higher percentage of transportation executives and board members.
 - ◆ 33.8% of C-suite executives in transportation companies are women.
- 39.6% of company leaders (someone with supervisory responsibilities, including executives) are women.
- 31% of individuals serving on boards of directors are women.
 - ◆ However, women only make up a collective 23% of the boards of directors of the publicly traded asset-based carriers.

³ Cannon, Jason. "[Female employment in transportation on the rise.](#)" 11 Aug 2022, ccjdigital.com.

Employment in the Transportation and Warehousing Sector by Sex

Total Employment in Transportation & Warehousing Seasonally Adjusted
July 2022

6,539,600

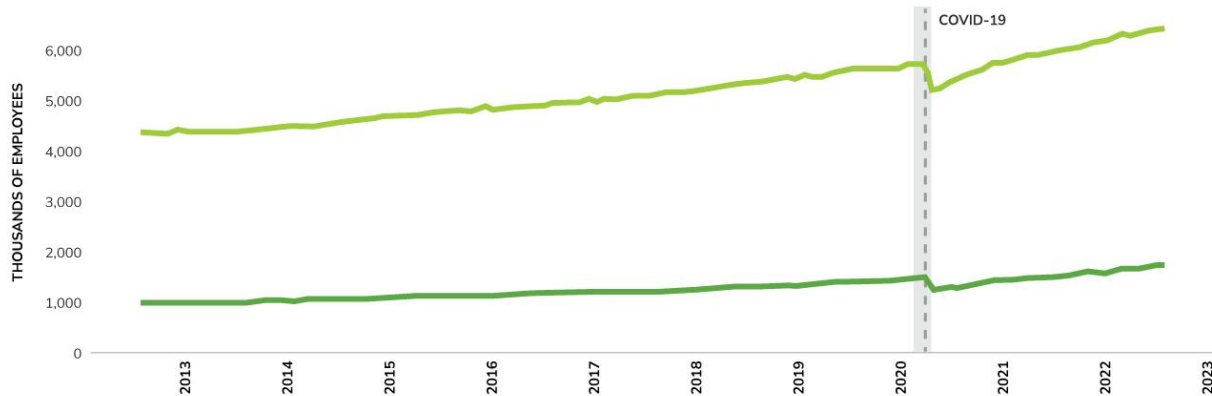
- ▲ 0.3% from last month
- ▲ 7.2% from same month last year

Women Employment in Transportation & Warehousing Seasonally Adjusted
July 2022

1,781,800

- ▲ 0.8% from last month
- ▲ 12.2% from same month last year

Employment in Transportation and Warehousing by Sex, Seasonally Adjusted
August 2012 to July 2022



Use the slider to customize the date range in the graph above:



Source: U.S. Department of Labor, Bureau of Labor Statistics, Current Employment Statistics (Washington, DC: Monthly Issues), series IDs CES4300000001 .CES4300000010 (seasonally adjusted available at <https://www.bls.gov/ces/data.htm> data pulled first Friday of every month.

Shaded areas indicate recession. Dashed line indicates first shelter-in-place order on 3/19/2020 in California; 42 other states followed after that date.



We are **the growth platform** for **vital national industries** such as transportation, construction and agriculture. Through a combination of **people and technology**, we give our clients **unique capabilities** to sell to and serve their end customers better. We create better **relationships**, better **insights**, and better **results** in sales, recruiting and other essential services that drive sustainable growth for our clients.

For more information, visit: www.randallreilly.com.