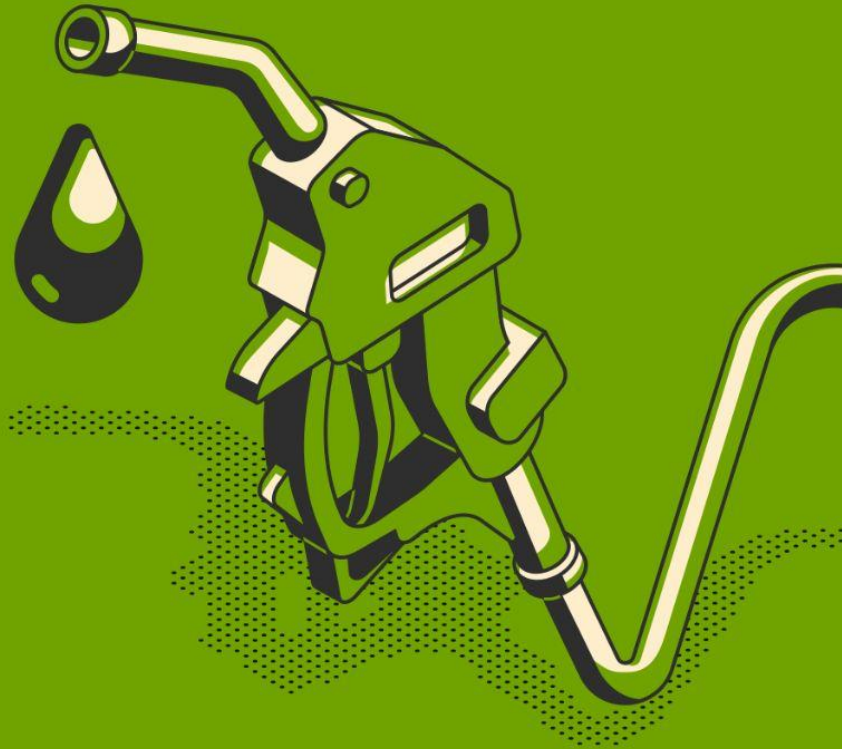


Weekly Trucking Insight

OCT 26, 2022

Diesel Prices Now Top Concern!

 **RANDALL
REILLY**



TALENT INTELLIGENCE

Overview

Job Board Searches and Clicks

- Last week, search activity dropped by 13%, while click activity decreased by 16%.
 - ◆ This is the first time in more than a year that the weekly click count is lower than its previous year comparison.

Spot Freight Market

- Overall average spot rates (including fuel) were unchanged from the previous week.
- Total load postings fell by 8%.
- Overall truck availability increased by 4%.

Story of the Week

Driver shortage no longer trucking's top concern.

- Fuel prices unseated the driver shortage as the industry's No. 1 concern, according to the American Transportation Research Institute's (ATRI) 18th annual Top Industry Issues report.
- The driver shortage took the No. 2 spot after holding the top for five consecutive years. This is the first time fuel has made the top 10 list in nine years, coming in at No. 8 in 2013.

Read more on pages 6

Numbers at a Glance

SPOT RATES (INCLUDING FUEL)

WoW: ■ Flat

SPOT RATES BY SEGMENT (INCLUDING FUEL)

WoW: Dry Van ▼ Down 3¢ per mile

WoW: Refrigerated ▲ Up 1¢ per mile

WoW: Flatbed ▼ Down 6¢ per mile

LOAD POSTING VOLUME

WoW: ▲ Up 3%

LOAD VOLUME BY SEGMENT

WoW: Dry Van ▼ Down 1%

WoW: Refrigerated ▼ Down 6%

WoW: Flatbed ▲ Up 9%

TRUCK AVAILABILITY

WoW: ▲ Up 4%

TRUCK DRIVER SEARCHES

WoW: ▲ Up 4%

MoM: ▲ Up 1%

YoY: ▼ Down 30%

CLICKS ON TRUCK DRIVER POSTINGS

WoW: ▼ Down 7%

MoM: ▼ Down 12%

YoY: ▼ Down 25%

This Week in Job Board Searches & Clicks

Searches and Clicks on Job Aggregator Partner Network¹

TRUCK DRIVER SEARCHES

vs. 1 Week Ago:

▲ Up 4%

vs. 1 Month Ago:

▲ Up 1%

vs. 1 Year Ago:

▼ Down 30%

CLICKS ON TRUCK DRIVER POSTINGS

vs. 1 Week Ago:

▼ Down 7%

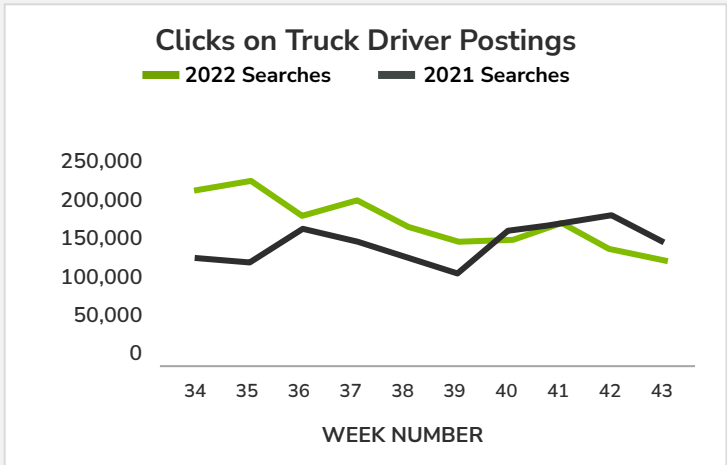
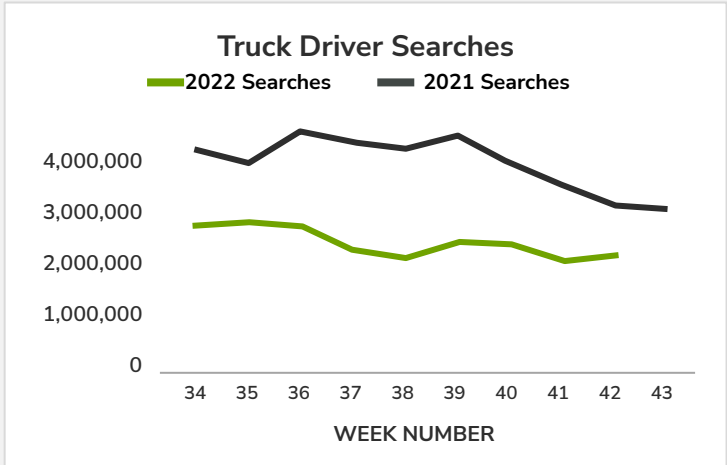
vs. 1 Month Ago:

▼ Down 12%

vs. 1 Year Ago:

▼ Down 25%

¹ Job board data is aggregated from many partners.



This Week in Spot Freight

Spot metrics mostly move seasonally in the latest week.²

Overall spot rates (including fuel) were unchanged from the previous week.

Dry Van: -3¢ WoW | Refrigerated: +1¢ WoW | Flatbed: -6¢ WoW

→ Excluding fuel surcharges, rates were 24% below the same week last year.

Total load postings increased by 3% from the previous week.

Dry Van: -1% WoW | Refrigerated: -6% WoW | Flatbed: +9% WoW

→ Volume was 47% below the same 2021 week and 3% below the five-year average for the week.

Overall truck availability increased by 4% from the previous week.

→ The overall load-to-truck ratio fell to its lowest level since May 2020.

² Data is taken from FTR via Truckstop. To read the full weekly report, [click here](#).



WoW Spot Freight

Spot Rates Including Fuel Charges

■ Flat WoW

Total Load Postings

▲ 3% WoW

Overall Truck Availability

▲ 4% WoW

Story of the Week

Diesel prices are now trucking's #1 concern.

- According to the American Transportation Research Institute's (ATRI) 18th annual Top Industry Issues report.
- After holding the top spot for five consecutive years, the driver shortage fell to number 2 on the list.
 - ◆ This is the first time fuel prices have made the top 10 list in nine years (it last appeared at number 8 in 2013).
- The 2022 report had the largest response to date – over 4,200 participants.
 - ◆ Respondents were comprised of:
 - Carriers (39%)
 - Commercial Drivers (47%)
 - Other Industry Stakeholders (14%)
- Cargo Transporters President and CEO, Dennis Dellinger, is unsurprised fuel prices topped this year's list.
 - ◆ “From 2020 to 2021, we saw about a 15% increase (in fuel costs), and from 2021 to 2022 around a 63% increase.”
- While fuel prices claimed the top spot for overall concern in this year's report, other issues on the list included:
 - ◆ Driver shortage
 - ◆ Speed limiters and truck parking
 - ◆ Lawsuits and the rising cost of insurance
 - ◆ The economy

Source: Angel Coker, CCJ Senior Editor [“Driver shortage no longer trucking's top concern”](#) Oct 23; CCJDigital.com



We are **the growth platform** for **vital national industries** such as transportation, construction and agriculture. Through a combination of **people and technology**, we give our clients **unique capabilities** to sell to and serve their end customers better. We create better **relationships**, better **insights**, and better **results** in sales, recruiting and other essential services that drive sustainable growth for our clients.

For more information, visit: www.randallreilly.com.